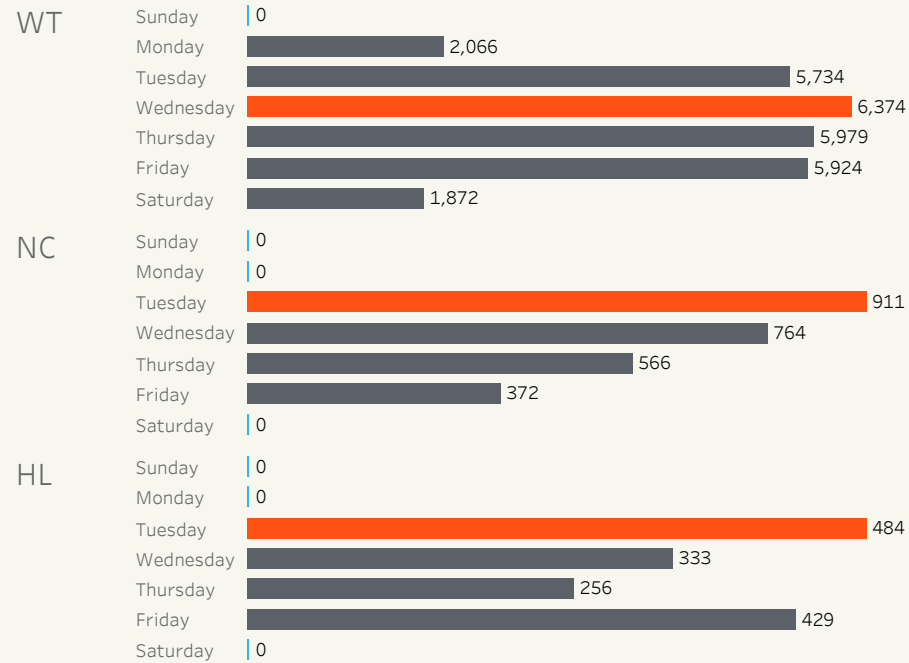


## Gate and Vessel Activity - Last Week

### Gate Moves

32,064

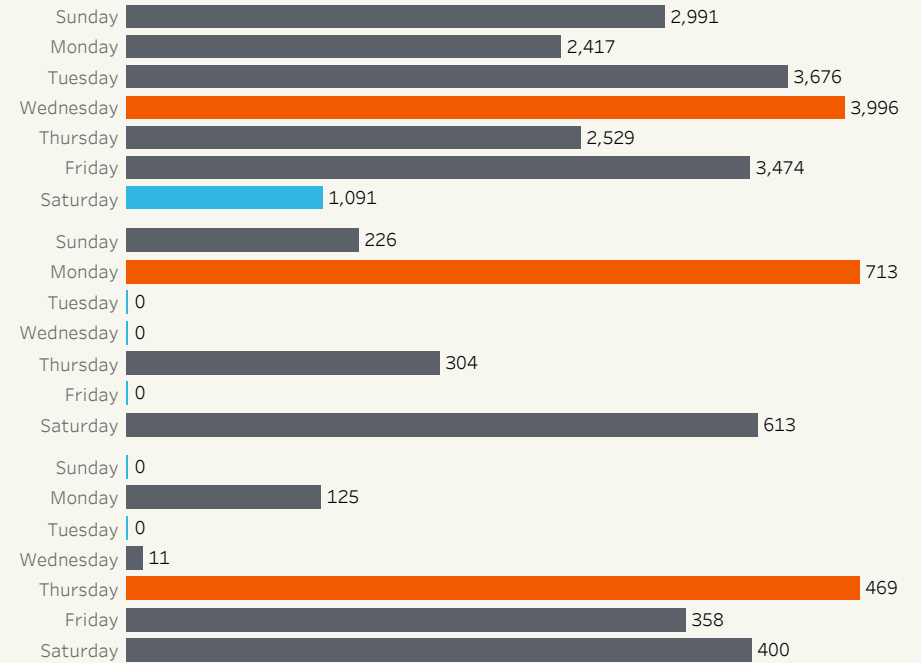
Total Gate Moves



### Pier Moves

23,393

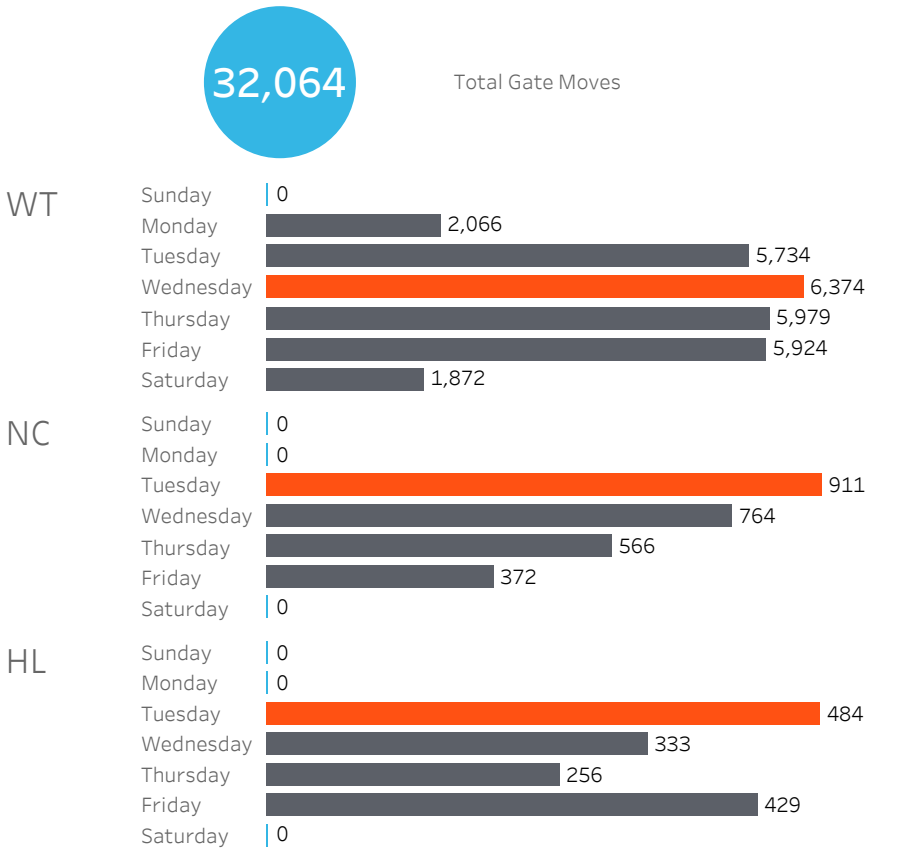
Total Pier Moves



Printed: 6/2/2025 5:31 AM

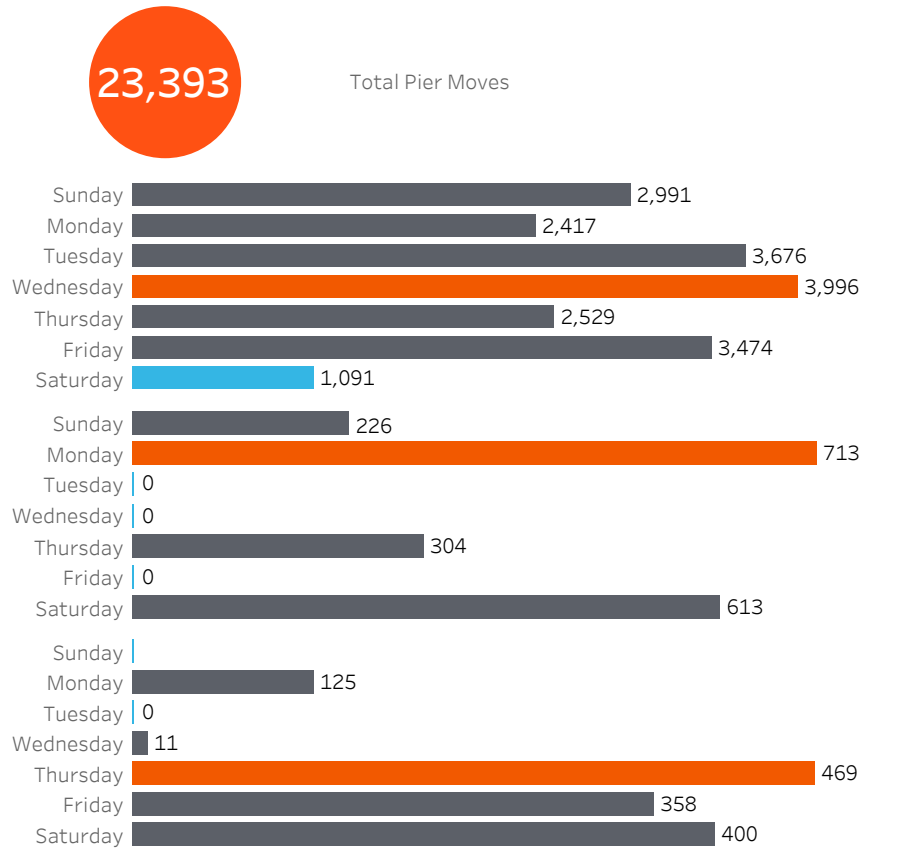
# Gate and Vessel Activity - Last Week

Gate Moves



|              | WT    | NC  | HL  |
|--------------|-------|-----|-----|
| May 25, 2025 | 0     | 0   | 0   |
| May 26, 2025 | 2,066 | 0   | 0   |
| May 27, 2025 | 5,734 | 911 | 484 |
| May 28, 2025 | 6,374 | 764 | 333 |
| May 29, 2025 | 5,979 | 566 | 256 |
| May 30, 2025 | 5,924 | 372 | 429 |
| May 31, 2025 | 1,872 | 0   | 0   |

Pier Moves



|              | WT    | NC  | HL  |
|--------------|-------|-----|-----|
| May 25, 2025 | 2,991 | 226 | 0   |
| May 26, 2025 | 2,417 | 713 | 125 |
| May 27, 2025 | 3,676 | 0   | 0   |
| May 28, 2025 | 3,996 | 0   | 11  |
| May 29, 2025 | 2,529 | 304 | 469 |
| May 30, 2025 | 3,474 | 0   | 358 |
| May 31, 2025 | 1,091 | 613 | 400 |

Daily Missions - Previous  
Week

|              | WT    | NC  | HL  |
|--------------|-------|-----|-----|
| May 25, 2025 | 0     | 0   | 0   |
| May 26, 2025 | 2,066 | 0   | 0   |
| May 27, 2025 | 5,734 | 911 | 484 |
| May 28, 2025 | 6,374 | 764 | 333 |
| May 29, 2025 | 5,979 | 566 | 256 |
| May 30, 2025 | 5,924 | 372 | 429 |
| May 31, 2025 | 1,872 | 0   | 0   |

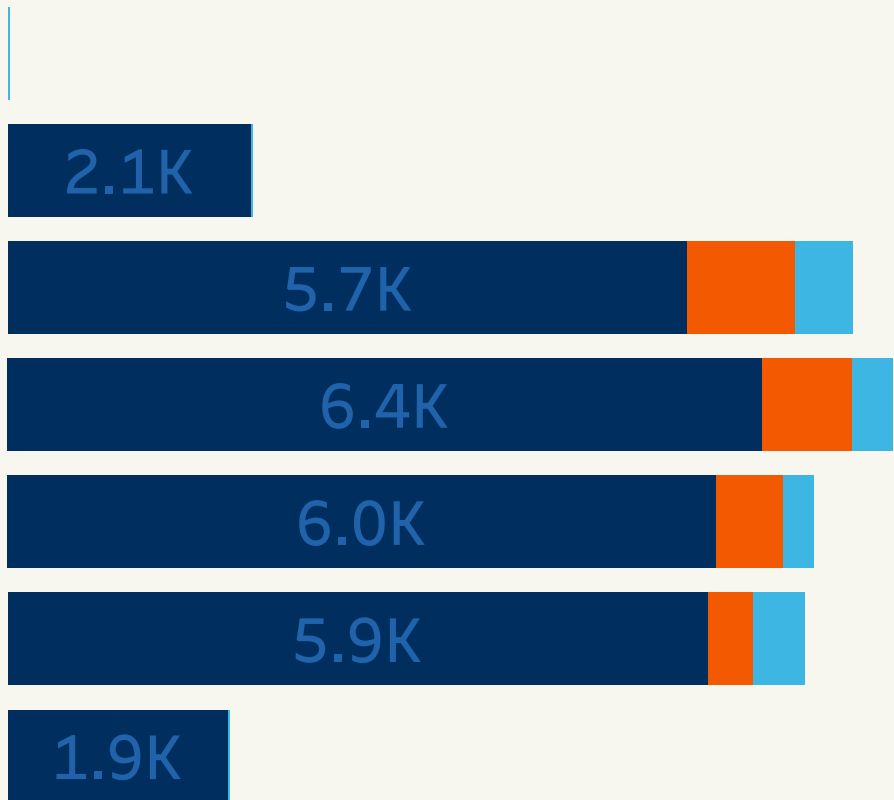
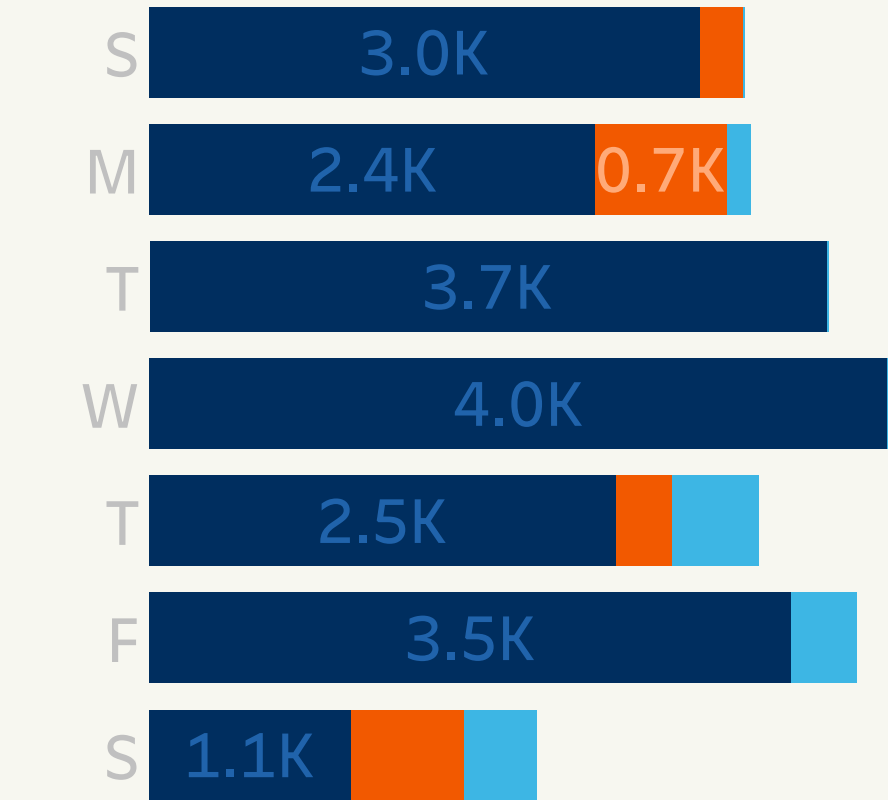
Daily Pier Moves - Previous Week

|              | WT    | NC  | HL  |
|--------------|-------|-----|-----|
| May 25, 2025 | 2,991 | 226 | 0   |
| May 26, 2025 | 2,417 | 713 | 125 |
| May 27, 2025 | 3,676 | 0   | 0   |
| May 28, 2025 | 3,996 | 0   | 11  |
| May 29, 2025 | 2,529 | 304 | 469 |
| May 30, 2025 | 3,474 | 0   | 358 |
| May 31, 2025 | 1,091 | 613 | 400 |

# Last Week's Terminal Volumes

## Pier Moves

## Truck Missions



WT NC HL

Printed: 6/2/2025 5:31 AM

## Last Week's Motor Carrier Turn Times

Wando



Minutes - Weekly Average Turn Time

North Charleston



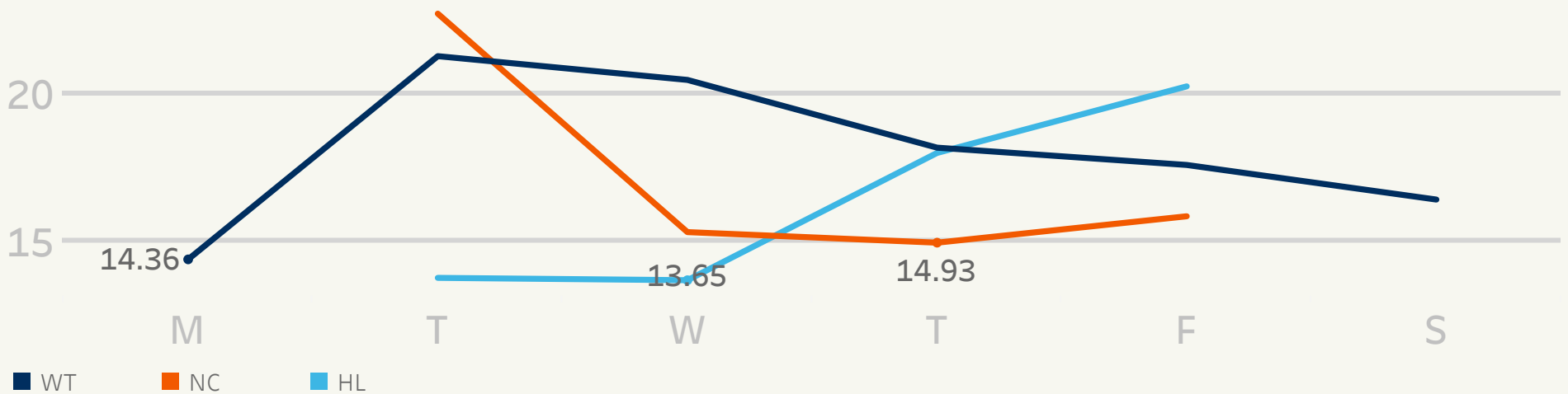
Minutes - Weekly Average Turn Time

Hugh Leatherman



Minutes - Weekly Average Turn Time

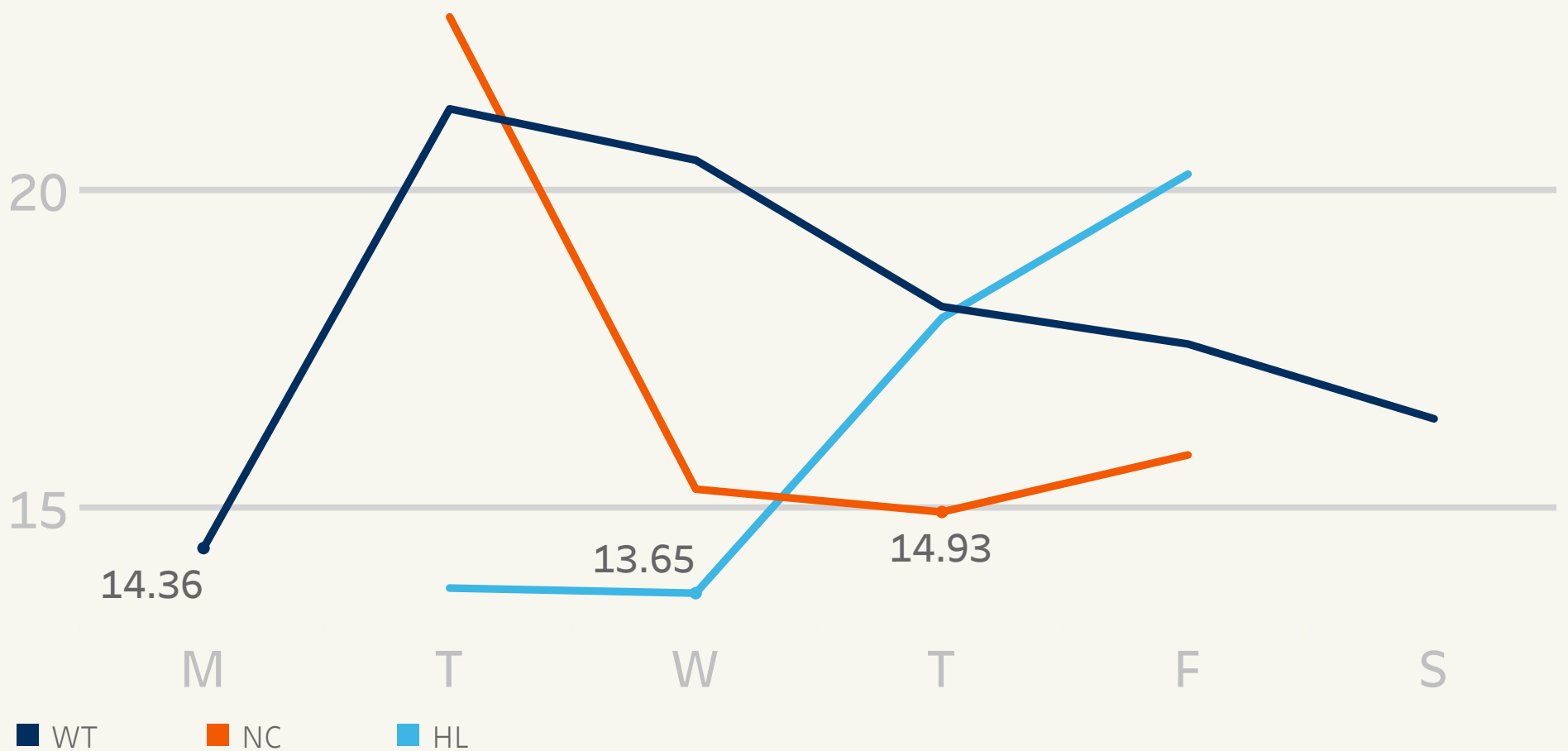
## Daily Avg. Turn-Times - Last Week



\*Times are per-mission and do not include DA missions or gate queue time.

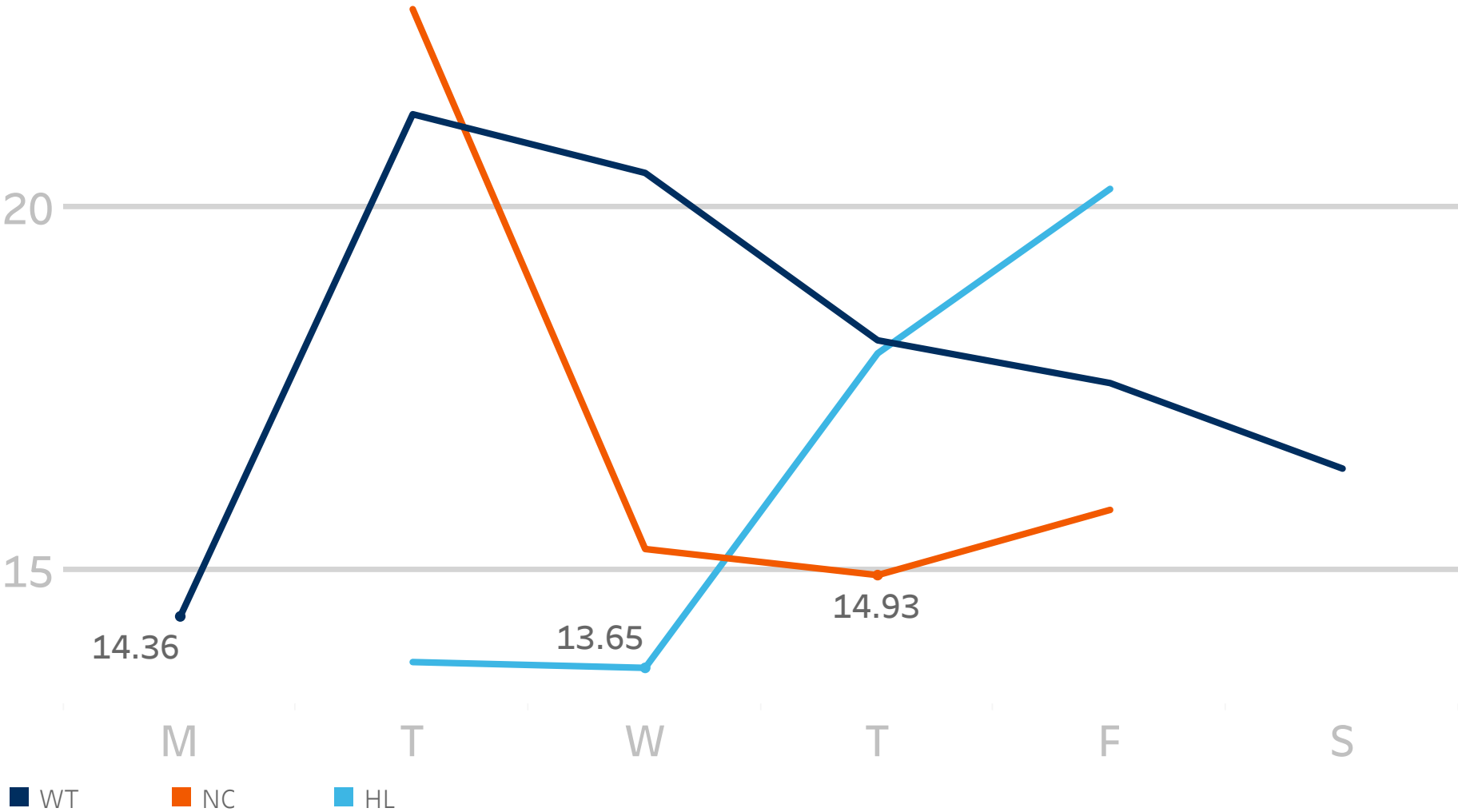
Printed: 6/2/2025 5:31 AM

## Daily Avg. Turn-Times - Last Week



Printed: 6/2/2025 5:31 AM

# Daily Avg. Turn Times - Last Week



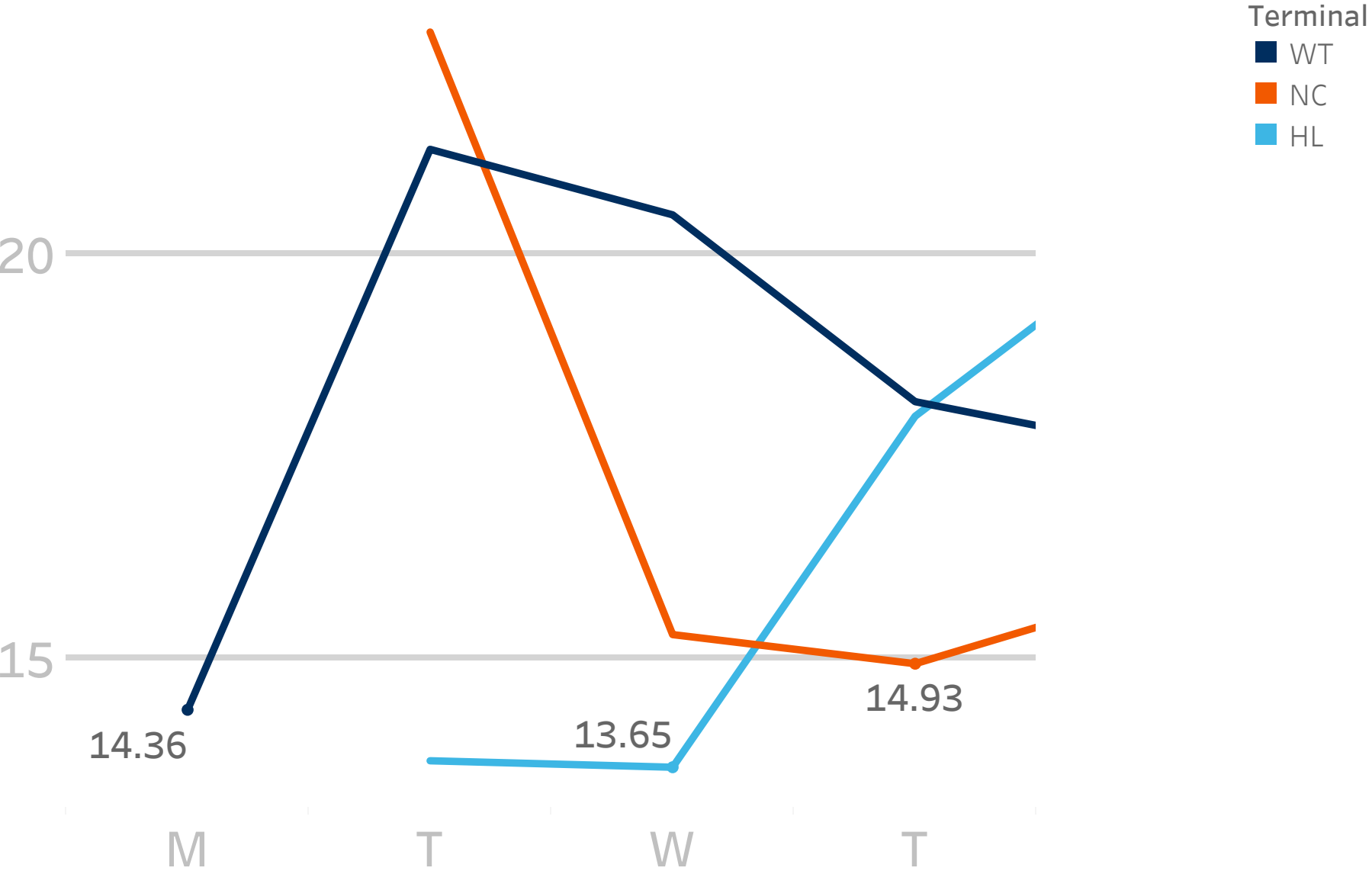
|    | May 26, 2025 | May 27, 2025 | May 28, 2025 | May 29, 2025 | May 30, 2025 | May 31, 2025 |
|----|--------------|--------------|--------------|--------------|--------------|--------------|
| HL |              | 13.730       | 13.650       | 17.990       | 20.260       |              |
| NC |              | 22.740       | 15.290       | 14.930       | 15.830       |              |
| WT | 14.360       | 21.290       | 20.480       | 18.170       | 17.580       | 16.400       |



Last Week’s Turn Times - Table

|    | May 26, 2025 | May 27, 2025 | May 28, 2025 | May 29, 2025 | May 30, 2025 | May 31, 2025 |
|----|--------------|--------------|--------------|--------------|--------------|--------------|
| HL |              | 13.730       | 13.650       | 17.990       | 20.260       |              |
| NC |              | 22.740       | 15.290       | 14.930       | 15.830       |              |
| WT | 14.360       | 21.290       | 20.480       | 18.170       | 17.580       | 16.400       |

# Daily Avg. Turn-Times - Last Week



# Daily Avg. Turn-Times - Last Week

